



Preparation check list

1. Equipment check (general)
 - Black pens
 - Ruler
 - Highlighters
 - 2B pencils
 - Sharpener
 - Eraser
 - Watch**
2. Equipment check (Mathematics)
 - Approved calculator – **two if you can**
 - Geometry set
3. Calendar check
 - Thursday 25 October 9:25 am. Arrive early.

Make an exam plan

4. Reading time, choose:
 - Read just the multiple choice, or
 - Read Question 26
 - Read some of the hard, wordy questions near the end
5. Make an **exam plan**
 - Use the template – allocate timing

Study check list

6. Plan
 - Make and stick to a study timetable
7. **P**ractise
 - Master skills
8. **R**ewrite
 - Know and annotate the **Formulae and Data Sheet (FDS)**
 - Save questions that helped you learn, re-attempt
9. **A**ttack
 - Work to overcome areas of weakness
10. **C**heck
 - Use Past papers – in exam conditions

Day before and day of the exam

11. Review
 - Review your summaries / FDS
 - Review saved questions
 - Review your exam plan
12. Start well
 - Good breakfast
 - Review your exam plan

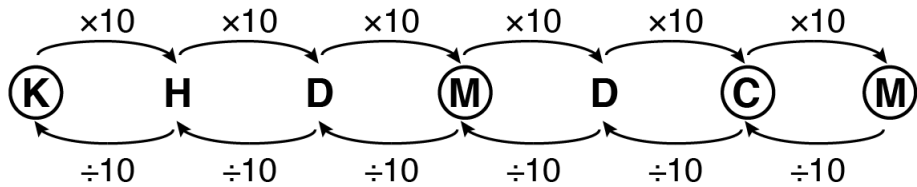
Preliminary Mathematics General / HSC Mathematics General 2 Pathway

Preliminary Mathematics General Course*		HSC Mathematics General 2 Course	
Strand:	Financial Mathematics	Strand:	Financial Mathematics
<input type="checkbox"/>	FM1 Earning and managing money	<input type="checkbox"/>	FM4 Credit and borrowing
<input type="checkbox"/>	FM2 Investing money	<input type="checkbox"/>	FM5 Annuities and loan repayments
<input type="checkbox"/>	FM3 Taxation		
Strand:	Data and Statistics	Strand:	Data and Statistics
<input type="checkbox"/>	DS1 Statistics and society, data collection and sampling	<input type="checkbox"/>	DS4 Interpreting sets of data
<input type="checkbox"/>	DS2 Displaying and interpreting single data sets	<input type="checkbox"/>	DS5 The normal distribution
<input type="checkbox"/>	DS3 Summary statistics	<input type="checkbox"/>	DS6 Sampling and populations
Strand:	Measurement	Strand:	Measurement
<input type="checkbox"/>	MM1 Units of measurement and applications	<input type="checkbox"/>	MM4 Further applications of area and volume
<input type="checkbox"/>	MM2 Applications of perimeter, area and volume	<input type="checkbox"/>	MM5 Applications of trigonometry
<input type="checkbox"/>	MM3 Similarity of two-dimensional figures, right-angled triangles	<input type="checkbox"/>	MM6 Spherical geometry
Strand:	Probability	Strand:	Probability
<input type="checkbox"/>	PB1 Relative frequency and probability	<input type="checkbox"/>	PB2 Multistage events and applications of probability
Strand:	Algebra and Modelling	Strand:	Algebra and Modelling
<input type="checkbox"/>	AM1 Algebraic manipulation	<input type="checkbox"/>	AM3 Further algebraic skills and techniques
<input type="checkbox"/>	AM2 Interpreting linear relationships	<input type="checkbox"/>	AM4 Modelling linear relationships
		<input type="checkbox"/>	AM5 Modelling non-linear relationships
Focus Study:	Mathematics and Communication	Focus Study:	Mathematics and Health
<input type="checkbox"/>	FSCo1 Mobile phone plans	<input type="checkbox"/>	FSHe1 Body measurements
<input type="checkbox"/>	FSCo2 Digital download and file storage	<input type="checkbox"/>	FSHe2 Medication
		<input type="checkbox"/>	FSHe3 Life expectancy
Focus Study:	Mathematics and Driving	Focus Study:	Mathematics and Resources
<input type="checkbox"/>	FSDr1 Costs of purchase and insurance	<input type="checkbox"/>	FSRe1 Water availability and usage
<input type="checkbox"/>	FSDr2 Running costs and depreciation	<input type="checkbox"/>	FSRe2 Dams, land and catchment areas
<input type="checkbox"/>	FSDr3 Safety	<input type="checkbox"/>	FSRe3 Energy and sustainability

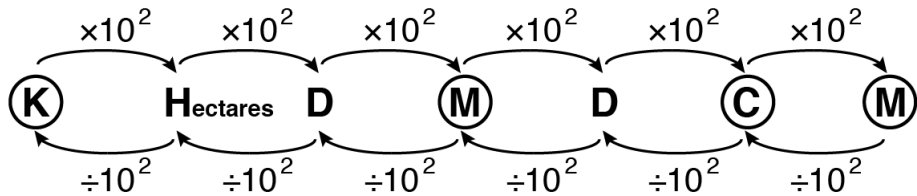
Measurement conversions

King **H**enry's **D**aughter **M**akes **D**elicious **C**hocolate **M**uffins

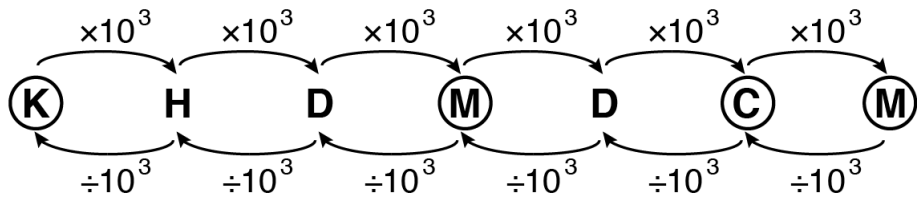
Length



Area



Volume



Four boxes, three numbers, two arrows and a red pen

Question 27

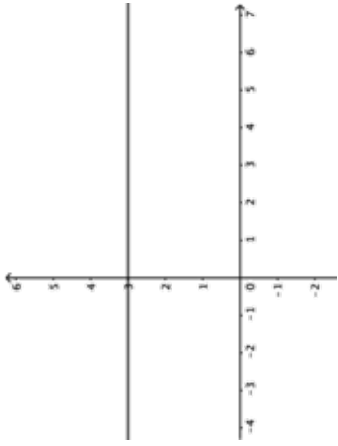
(c) A map has a scale of 1 : 500 000.

- (i) Two mount peaks are 2 cm apart on the map.
What is the actual distance between the two mountain peaks, in kilometres?

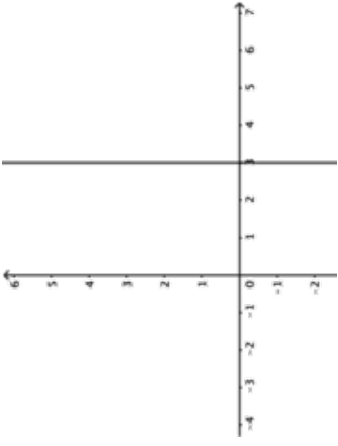
1

- (ii) Two cities are 75 km apart.
How far apart are the two cities on the map, in centimetres?

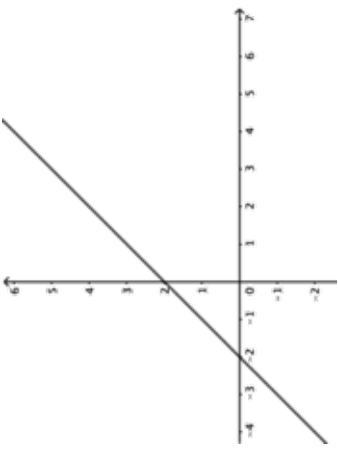
1



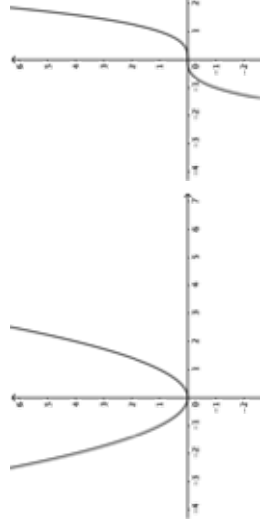
horizontal line
for example, $y = 3$



vertical line
for example, $x = 3$



straight line
for example, $y = x + 2$



parabola
for example, $y = x^2$

cubic

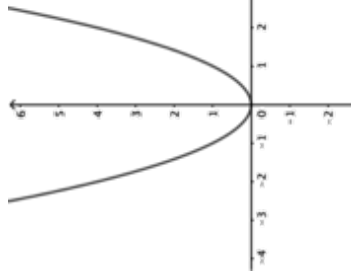
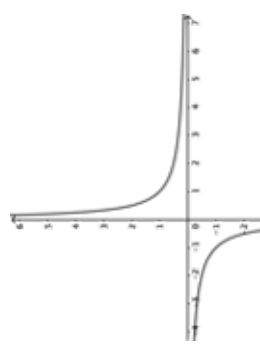
for example, $y = x^3$

exponential

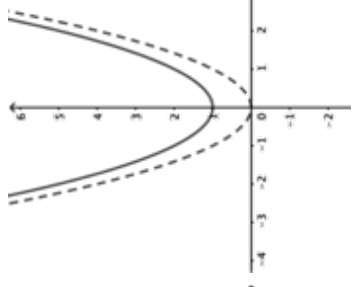
for example, $y = 2^x$

hyperbola

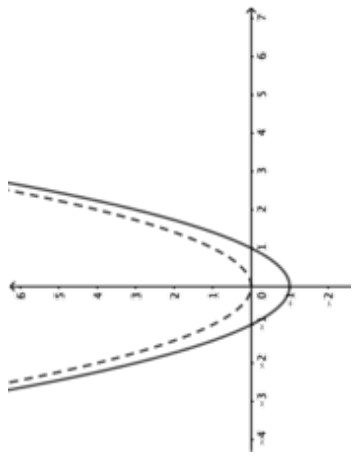
for example, $y = \frac{1}{x}$



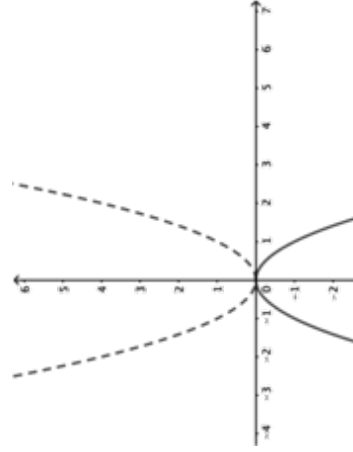
parabola
 $y = x^2$



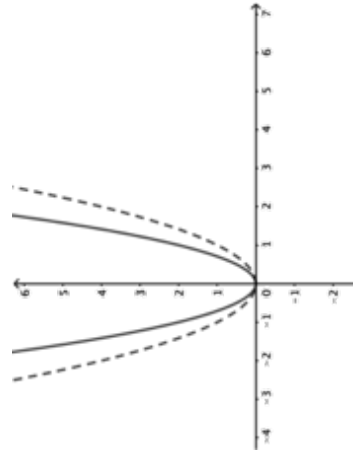
parabola
 $y = x^2 + 1$



parabola
 $y = x^2 - 1$



parabola
 $y = -x^2$



parabola
 $y = 2x^2$

General Maths 2 - Past HSC topic breakdown

Below is a breakdown of past HSC exam questions by topic. This can be used to revise topics once they are completed.
Links to the exam papers and answers can be found at www.pasthsc.com.au/HSC_Maths_General.html

General Maths 2				2014		2014 specimen		2013		2012		2011		2010	
Topic Name	Syllabus Ref	Syllabus page no.	Marks	Q'n No's	Marks	Q'n No's	Marks	Q'n No's	Marks	Q'n No's	Marks	Q'n No's	Marks	Q'n No's	
Financial Mathematics		22 & 72													
Earning and managing money	FM1	24	1	13	4	19, 22, 27d	2	3, 11	4	18, 27a	1	19	7	23a,d	
Investing money	FM2	26	3	30a			6	9, 13, 26e, 28d	1	9	2	23c	1	5	
Taxation	FM3	28			5	29c	4	27b			3	23a	6	2, 27c	
Credit and borrowing	FM4	74			2	11, 25			7	24, 26c, 28e	6	10, 22, 26c	9	22, 25b, 28a	
Annuities and loan repayments	FM5	76	1	21	8	27b, 30b	5	23, 29e	6	23, 29d	5	16, 27d	4	25d	
Data and Statistics		30 & 78													
Statistics and society, data collection and sampling	DS1	32			3	26a	1	8	4	2, 26d	4	25a			
Displaying and interpreting single data sets	DS2	34	2	26e			4	6, 27c			1	7	1	1	
Summary statistics	DS3	36	1	14	1	14	4	14, 15, 26b	1	1	2	14, 17			
Interpreting sets of data	DS4	80	7	8, 29c	5	8, 16, 27c	5	10, 26f	5	7, 28d	12	11, 25b,c,d, 27a	12	12, 16, 26b, 27b	
The normal distribution	DS5	82	1	24	5	6, 27e	5	20, 29b	2	29b	3	27c	5	4, 24c	
Sampling and populations	DS6	84							2	26f					
Measurement		38 & 86													
Units of measurement and applications	MM1	40	1	2			4	30c	2	26g	1	21			
Applications of perimeter, area and volume	MM2	42	1	12	4	2, 26b	2	16, 25	3	6, 28a	1	1			
Similarity of two-dimensional figures, right-angled triangles	MM3	44	4	26b, 28d(i,ii)	4	3, 28f	2	4, 17	9	4, 27c,d, 28c	6	4, 9, 24a	9	23b, 24d	
Further applications of area and volume	MM4	88	6	10, 25, 27c			5	12, 19, 27d	2	22, 25	1	13	7	28b	
Applications of trigonometry	MM5	90	7	23, 28b	4	10, 28e	5	24, 26a, 28a	7	10, 20, 29c	6	24c	6	3, 9, 10, 26d	
Spherical geometry	MM6	92	3	15, 26g	5	13, 26d, 27a	5	27e, 28c	5	27b, 30a	5	3, 27b	5	15, 25c	
Probability		46 & 94													
Relative frequency and probability	PB1	48	1	6			1	1	5	17, 26a, 26e	4	2, 15, 24b(i,ii)	3	8, 23c	
Multi-stage events and applications of probability	PB2	96	6	16, 19, 28a,c	7	16, 23, 28b, 28d	13	7, 18, 26c, 29c,d, 30b	7	3, 12, 27e	8	5, 24b(iii), 26a	7	14, 20, 26a, 26c	
Algebra and Modelling		50 & 98													
Algebraic manipulation	AM1	52			1	7			1	14			1	7	
Interpreting linear relationships & Modelling linear relationships	AM2 & AM4	54 & 102	10	1, 7, 26f, 29a	11	24, 29c, 30a(ii,iii,iv)	8	27a, 28b	2	5, 13	1	20	2	24b	
Further algebraic skills and techniques	AM3	100	8	11, 26a,c,d	6	17, 28a, 29a	4	5, 21, 29a	3	21, 28b	2	12, 18	6	18, 24a, 27a	
Modelling non-linear relationships	AM5	104	1	3	2	29b(ii)	7	30a	13	15, 30b,c	9	6, 26b, 28a	1	13	
Mathematics and Communication		56													
• Mobile Phone Plans	FSCo1	58			3	26f									
• Digital download and file storage	FSCo2	60	1	5	1	4									
Mathematics and Driving		62													
• Costs of purchase and insurance	FSDr1	64	9	27a	5	5, 26e, 29d									
• Running costs and depreciation	FSDr2	66	4	9, 22, 27b	1	18	3	28e	3	16, 26b	8	28b	1	11	
• Safety	FSDr3	68	3	29b	3	12, 26c									
Mathematics and Health		106													
• Body measurements	FSHe1	108			1	1	1	2	1	11	1	8	1	6	
• Medication	FSHe2	110	2	4, 17	1	21									
• Life expectancy	HSHe3	112	12	30b	9	30a									
Mathematics and Resources		114													
• Water availability and usage	FSRe1	116			4	20, 29b(i)							1	17	
• Dams, land and catchment areas	FSRe2	118	3	28d(iii)	5	9, 27f, 28c									
• Energy and sustainability	FSRe3	120	2	18, 20	1	15	3	26d							